

Online Student-Instructor-Practitioner Relationships

Professor Curt Bonk
Instructional Systems Technology Department
School of Education
Indiana University, Bloomington, IN

Sponsored by:
Instructional Consulting
<http://www.indiana.edu/~icy>
Instructional Systems Technology
<http://www.indiana.edu/~ist>



Content Overview

1. Types of relationships.
2. Types of tasks.
3. Encouraging students to rely on each other for support.

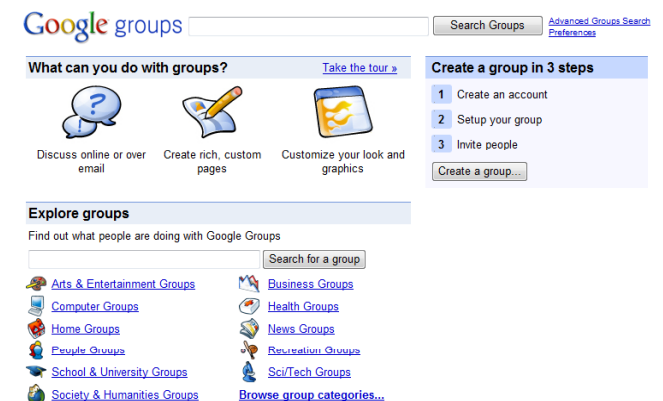


Content Overview

4. Involving practitioners.
5. Student-student (peer) interaction.
6. Learner self interaction and feedback.
7. Learner-content interaction.



Online Collaboration: Google Groups



Online Collaboration: Yahoo Groups



Content Overview

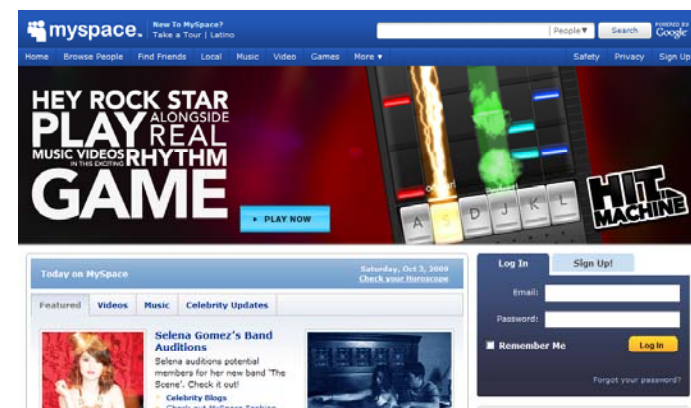
8. Building relationships.
9. Reflecting and planning for relationships online.
10. Using Web 2.0 technology for interaction.



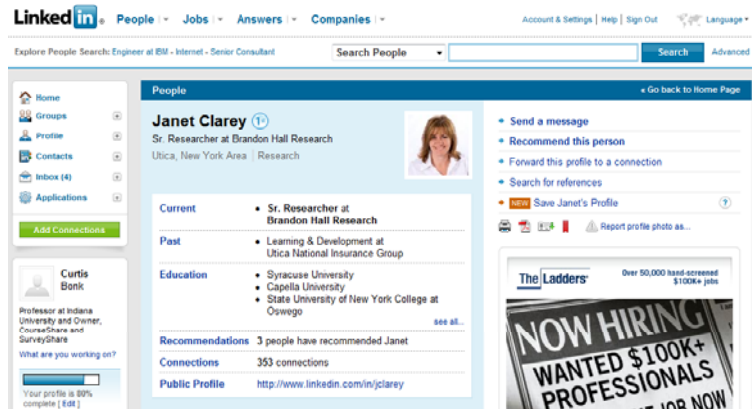
Online Social Interaction: Facebook



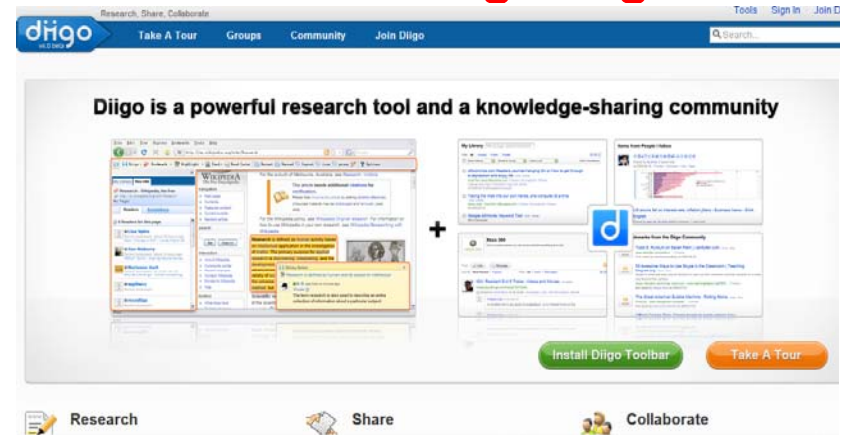
Online Social Interaction: MySpace



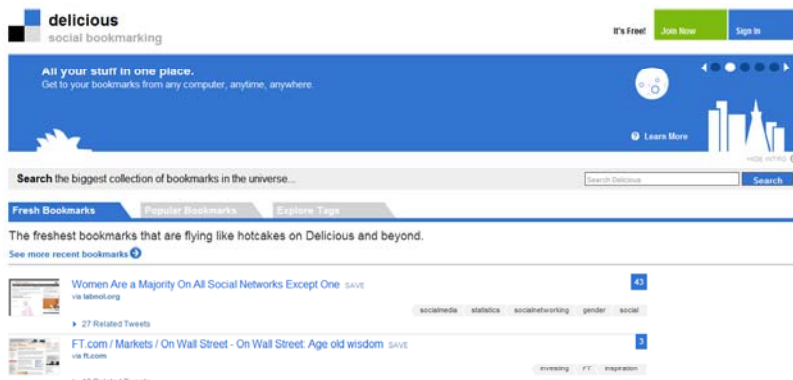
Online Social Interaction: LinkedIn



Online Collaboration and Social Bookmarking: Diigo



Online Collaboration and Social Bookmarking: Delicious




Examples of Challenges

1. Too little practitioner or guest involvement.
2. No interaction with peers; all self-paced.
3. Assigning avatar names for peer interaction.



Advice and Guidelines

1. Ways to initiate students' reliance on one another
2. Ways to avoid becoming the class online encyclopedia, thesaurus, syllabus, etc. (i.e., course memory bank).
3. Contacting experts and practitioners.



NASA Quest



Medical Mentoring

MEDICAL MENTORING

DISCOVER HEALTH CARE PROFESSIONS

Have you ever wondered what it's like to work in the health care Field?

Here's your chance to find out!

[History of Medical Mentoring](#)
[Goals of Medical Mentoring](#)
[How Do I Participate?](#)

LivePerson: A World of Experts



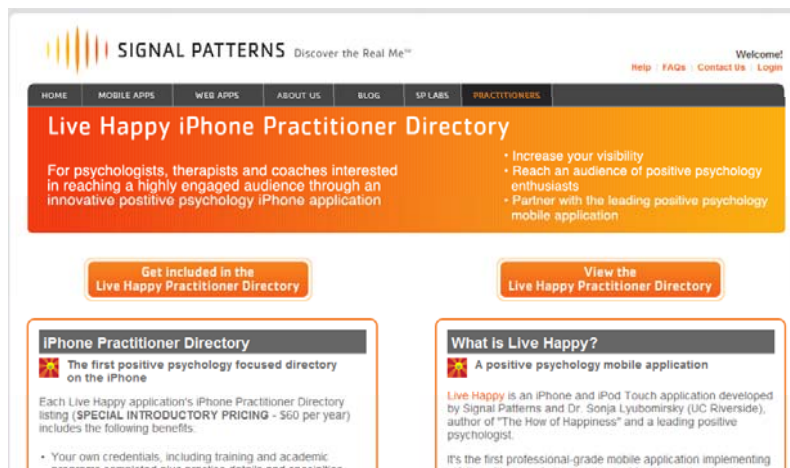
LivePerson: A World of Experts



MentorNet: Engineering and Science Mentors



Live Happy Practitioner Directory



Mobile Experts



Advice and Guidelines

4. Fostering reflection on interaction.
5. Diversify the types and forms of interaction.
6. Look at the course from a learning environment perspective.



Advice and Guidelines

7. A social constructivist approach relies on social interaction as the springboard for all knowledge.
8. Archive examples of different types of interaction for later use.



Advice and Guidelines

9. Assign reflection papers.
10. Maintain list of possible expert reviewers and guests.



Now Think of All the Online Relationships Possible!

For More Information, Contact:

Instructional Consulting

Indiana University

School of Education

Bloomington, Indiana

<http://www.indiana.edu/~icy/>



Online Student-Instructor- Practitioner Relationships

Hosted By:

Professor Curt Bonk
Instructional Systems Technology Department
School of Education
Indiana University, Bloomington, IN

Sponsored by:

Instructional Consulting
<http://www.indiana.edu/~icy>

Instructional Systems Technology
<http://www.indiana.edu/~ist>

For more information, please visit Instructional Consulting at <http://www.indiana.edu/~icy>



INDIANA UNIVERSITY